

# Controlled Evolution of Collaborative Networks: Is it a Good Idea?



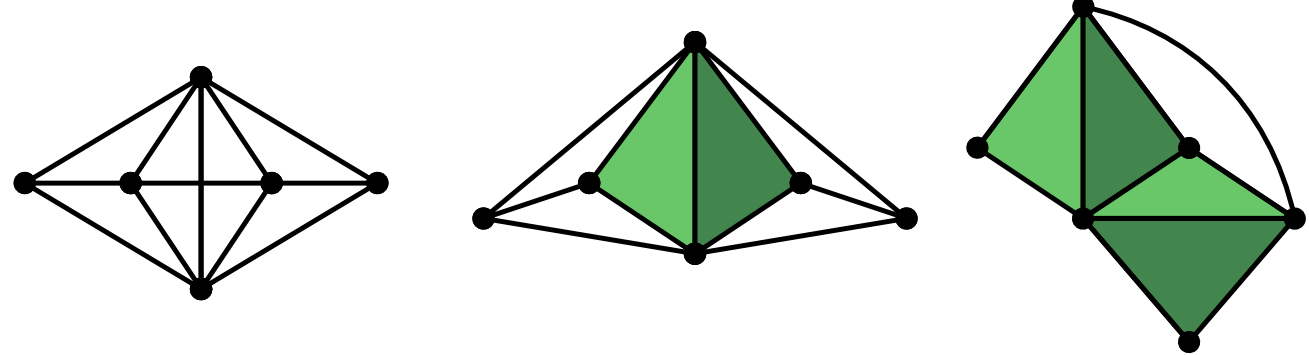
http://a-nikolaev.github.io/docs/poster-netscix-2017.pdf

Alexey Nikolaev, Saad Mneimneh, Amotz Bar-Noy, CUNY, New York, NY. Ram Ramanathan, BBN, Cambridge, MA.  
 email: anikolaev@gradcenter.cuny.edu (Research supported by Army Research Lab Network Science CTA.)

## Simplicial complex networks

**Abstract simplicial complex (SC)** is a collection of sets  $\Delta$  with the property that if a set  $F \in \Delta$ , then all subsets of  $F$  belong to  $\Delta$  as well. A set  $F \in \Delta$  is called a **face** of the complex. And a **facet** of a complex is a maximal face that is not contained in any other faces.

Graphs are a special case of SCs containing sets of size at most 2 (i.e. nodes and edges).



In this work, **collaborating teams are modeled as facets** of the SC. Thus collaborations of any size can be captured.

## Neutral network growth model

**RANDOM MUTATION:**

- with 25% probability: **Add a new person** to an existing team sampled uniformly at random.
- with 25% probability: **Make a new team** by taking a union of all people from two or more already existing teams, and sampling their subset.
- with 50% probability: **Split an existing team** into two, assigning the team members randomly.

**NEUTRAL (NOT GUIDED BY A METRIC) NETWORK GROWTH PROCEDURE:**

- Start with a simplicial complex with one node.
- Apply **RANDOM MUTATION** to the network until the stopping condition is met.

**Stopping conditions:** (a) when the network has been “mutated” the required number of times, or (b) when the number of nodes in the network reaches the required limit.

## Degree distributions

**Facet degree** of a node is the number of facets (teams) the node belongs to. **Edge degree** of a node is its degree in the underlying graph (=the number of neighbors).

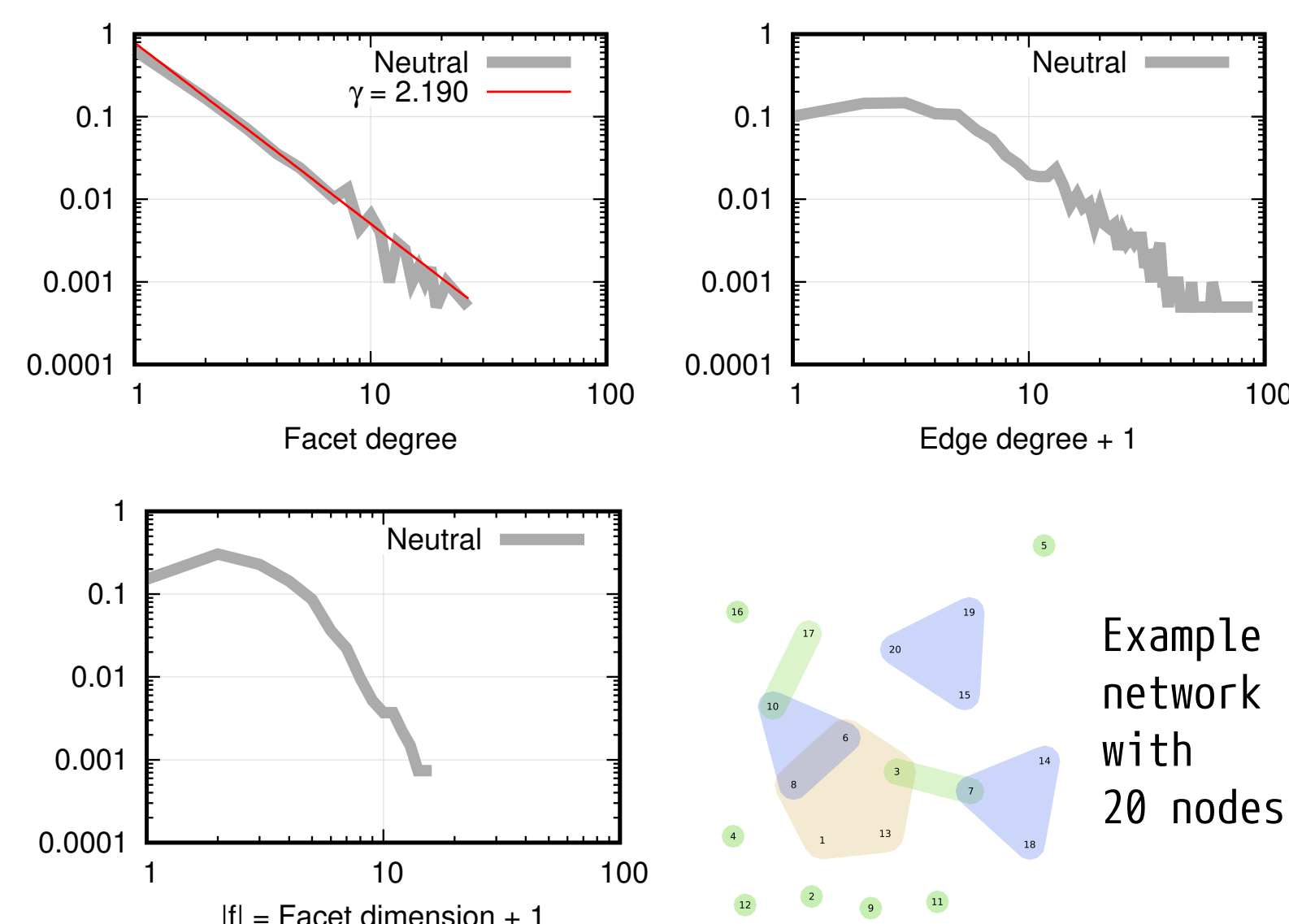
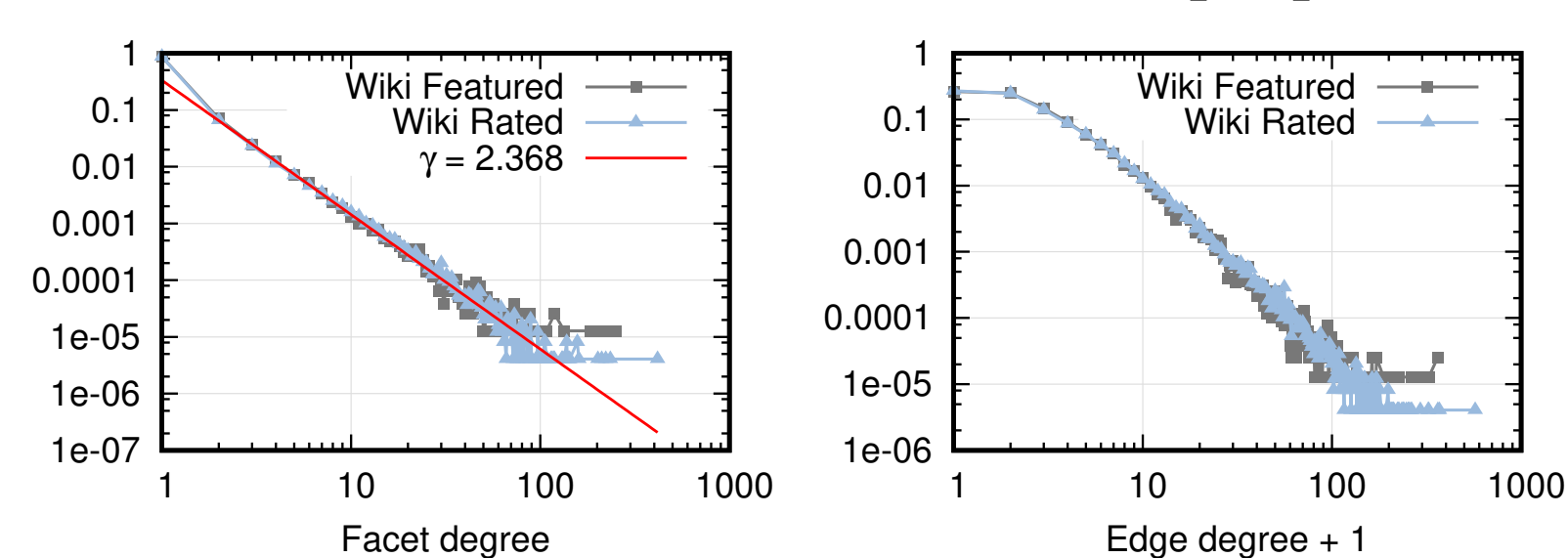


Figure 1: Neutral (not guided) generation procedure. Facet degree distribution. Edge degree distribution. Facet size distribution. Obtained from a network generated in 8000 mutation operations.

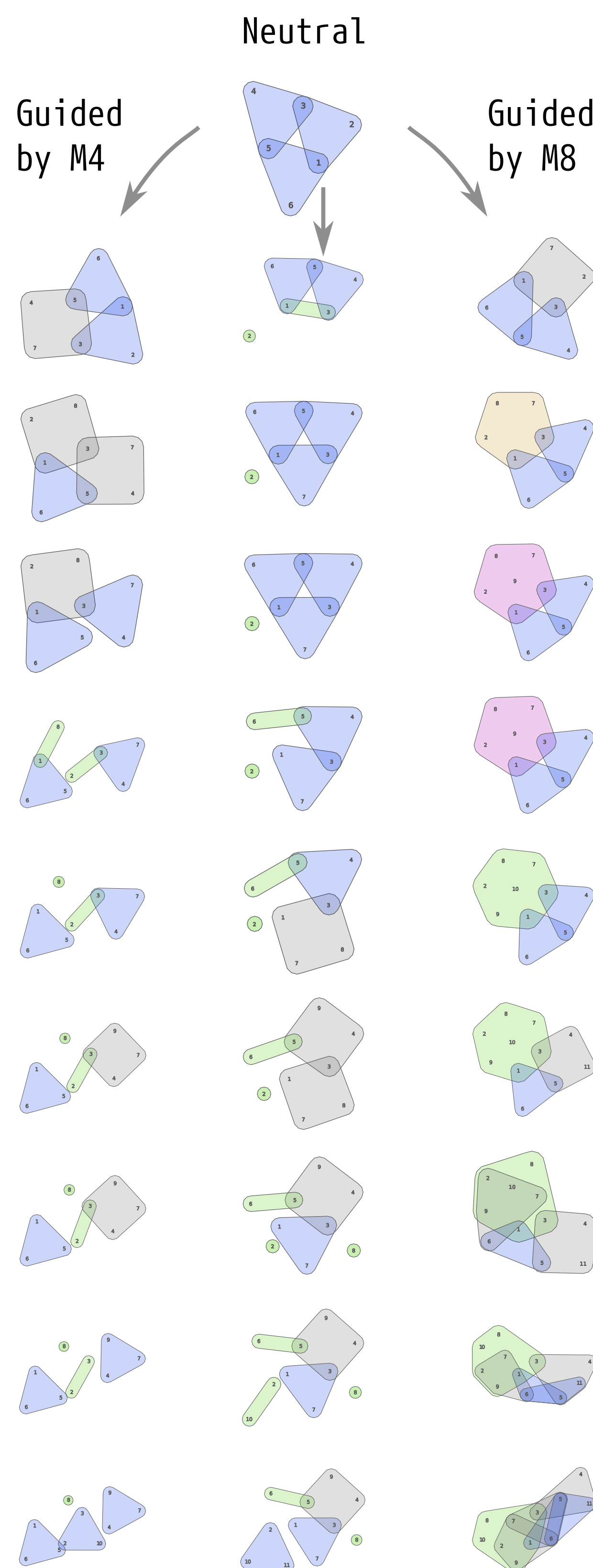
**How realistic this model is?** Wikipedia talk pages discussions exhibit similar distribution properties:



## Guided network growth model

**METRIC-GUIDED NETWORK GROWTH PROCEDURE:**

- Start with a simplicial complex with one node.
- Sample three **RANDOM MUTATIONS** of the current state of the network, and proceed with the one that maximizes the metric.
- Repeat until the stopping condition is met.



Multitasking is discouraged. All teams **became disjoint**, new team members were introduced.  
 Teams are formed and split, the process is ambivalent, **no specific goal or direction**.  
 Accumulation of new teams and members. **Not worried by overloading** with too many tasks.

## Observed properties

The following table summarizes the properties of the metrics M1-M8 observed from statistics on large networks and from visual inspection of small networks of size 20.

Metric	Overlapping teams (and avg. facet degree*)	# of teams (w.r.t. Neutral)	Team size (w.r.t. Neutral)	# of connect. components	Allows single big team
M1	yes (1.66)	—	+	few (1–3)	—
M2	yes (1.73)	—	+	few	—
M3	yes (1.71)	+	0–**	some (2–6)	—
M4	no (1.00)	---	+	some	yes
M5	okay (1.31)	---	+	few	yes
M6	okay (1.23)	---	+	few	yes
M7	no (1.03)	+	—	many (> 10)	—
M8	yes! (1.81)	—	+	few	yes

Table 1: (\*) Average facet degree of a node is reported for small networks of size 20. For larger networks, M5 and M6 eventually catch up with M1-M3, but M8 still surpasses them all by the factor of 1.5–2. (\*\*) The metric M3 slightly decreases the team sizes with respect to the neutral generation process.

## References

- [1] A. Assarpour et al., “Measuring the strength of networks of teams: Metrics and properties”, *2015 IEEE Conference on Computer Communications Workshops (INFOCOM WKSHOPS)*, pp. 414–419, IEEE, 2015.

## Guiding metrics:

Previously, the authors considered [1] the following performance-measuring functions (all sums over  $f$  go over all facets of the complex and  $d(v)$  denotes the facet degree of the node  $v$ ). Now we use them to guide the network growth:

$$\begin{aligned}
 M1(\Delta) &= \prod_v \left(1 + \frac{1}{d(v)}\right)^{d(v)} & M5(\Delta) &= \sum_f \left(H_{|f|} \sum_{v \in f} \frac{1}{d(v)}\right) \\
 M2(\Delta) &= \prod_f \frac{1}{|f|} \cdot \sum_{v \in f} \left(1 + \frac{1}{d(v)}\right)^{|f|} & M6(\Delta) &= \sum_f \left(\sum_{v \in f} \frac{1}{\sqrt{d(v)}}\right)^2 \\
 M3(\Delta) &= \prod_f \left(1 + \frac{1}{\sum_{v \in f} d(v)}\right)^{\sum_{v \in f} d(v)} & M7(\Delta) &= \sum_f \sqrt{\sum_{v \in f} \frac{1}{d(v)^2}} \\
 M4(\Delta) &= \sum_f \left((|f|-1) \cdot \prod_{v \in f} \frac{1}{d(v)}\right) & M8(\Delta) &= \sum_f |f|!
 \end{aligned}$$

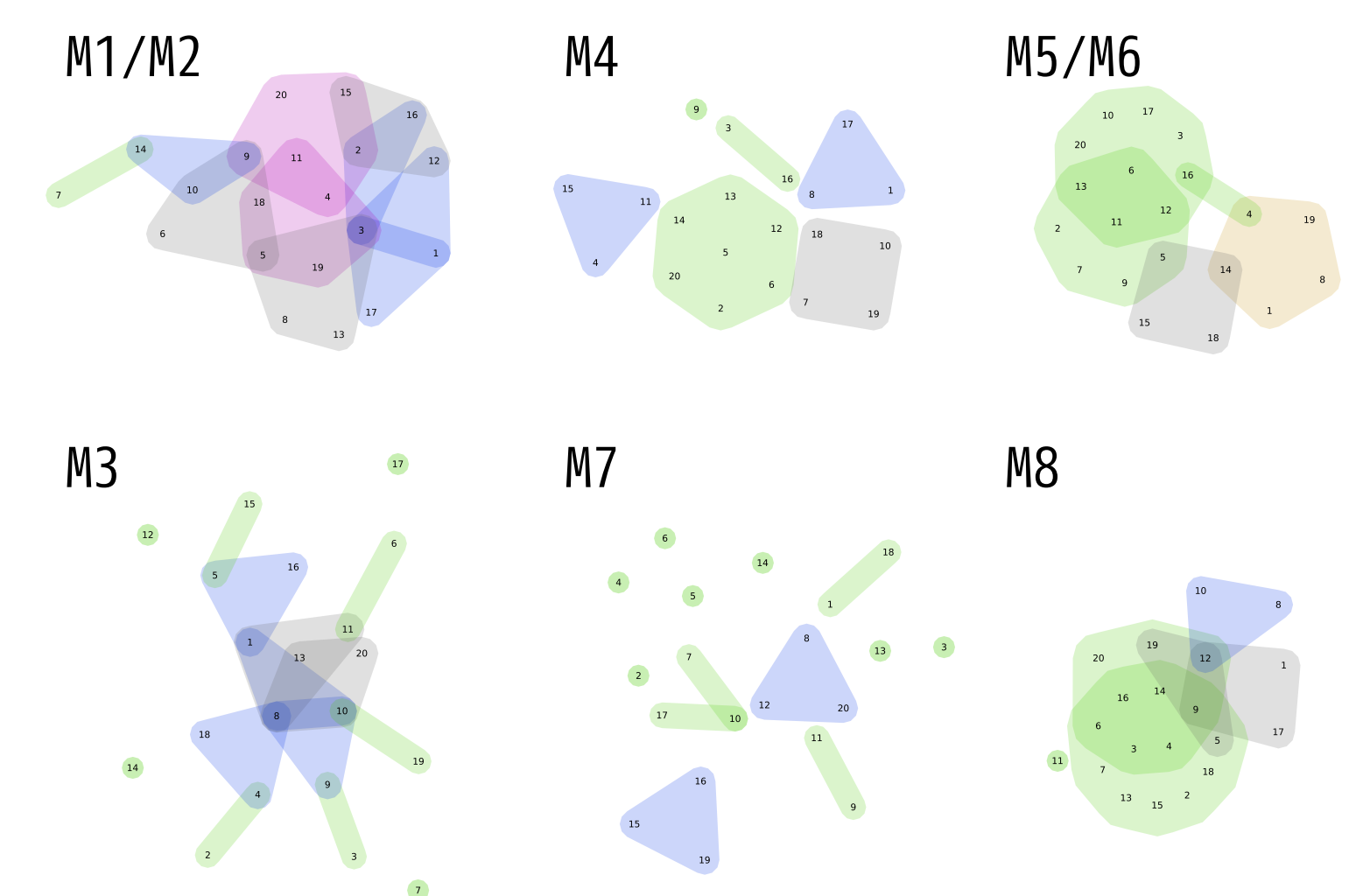


Figure 2: Some typical networks with 20 nodes generated with the metric-guided generation processes.

## Degree distributions - Guided

